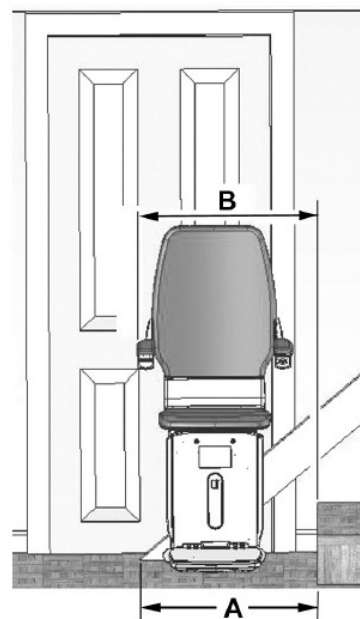


2014-09-12

**Pallas Hur mycket plats hiss tar längst ned min 700 mm.**

**10.7.1 Standard Bottom Parking**



Stair Angle	Rail Angle	Rail Protrusion A	Carriage Protrusion B
Degrees		mm	mm
32	34	661	657
34	36	645	655
36	38	628	650
38	40	613	646
40	42	598	642
42	44	587	640
44	46	572	637
46	48	554	633
48	50	532	629
50	52	515	626

Globus TT AB

[www.globustt.se](http://www.globustt.se)

Svalstavägen 1  
SE-611 50 Nyköping  
Sweden

Tel +46 155-20 55 00

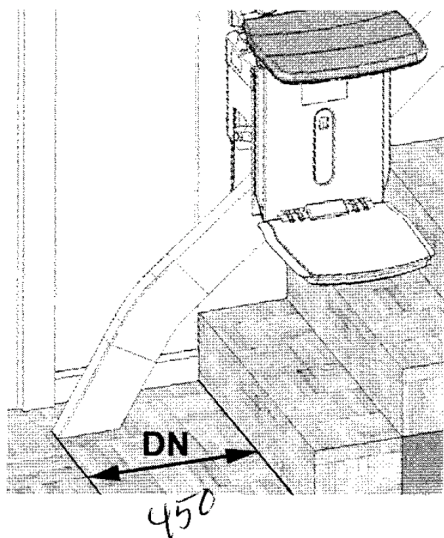
E-mail [info@globustt.se](mailto:info@globustt.se)

Org nr 556433-0933


Vat nr SE556433093301

## **Dropnose standard byggmått enligt tillverkaren 450 mm!**

A drop nose rail will protrude (DN) from the bottom stair by approximately 450mm (16.75 inches).



## **545 mm utan Dropnose i detta fallet.**



Med vänliga hälsningar  
Globus TT AB

**Globus TT AB**

Svalstavägen 1  
SE-611 50 Nyköping  
Sweden

[www.globustt.se](http://www.globustt.se)

**Tel** +46 155-20 55 00

**E-mail** [info@globustt.se](mailto:info@globustt.se)

**Org nr** 556433-0933

**Vat nr** SE556433093301