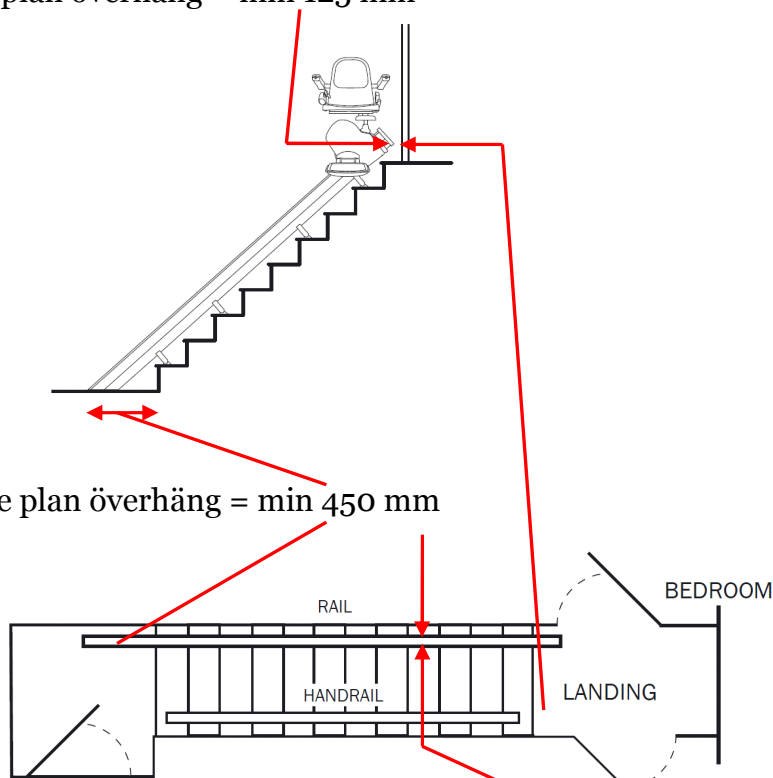


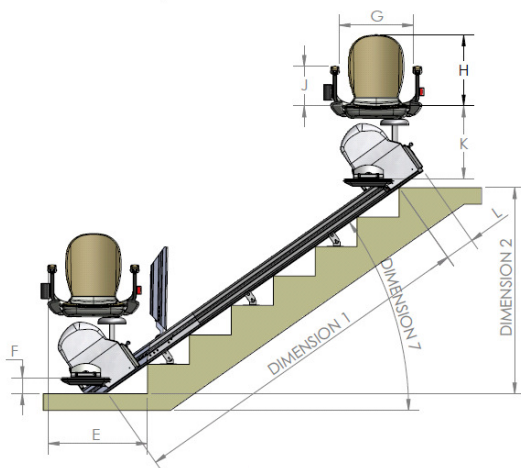
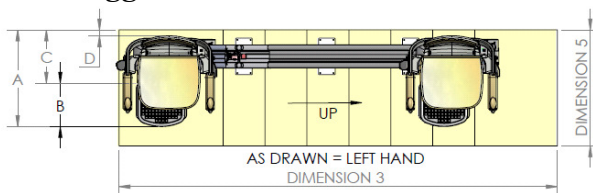
## Globus Nova stoltrapphiss för rak trapp

Övre plan överhäng = min 125 mm

Nedre plan överhäng = min 450 mm



Avstånd vägg till framsida skena = standard 215 mm, tillval bredare armstöd (240) mm



### CRITICAL MEASUREMENTS (as indicated on drawing)

- A) MAX CARRIAGE WIDTH (footrest lowered): 24" (610mm)
- B) FOOTREST DEPTH & WIDTH: 11" x 11" (280mm x 280mm)
- C) MIN CARRIAGE WIDTH (footrest lowered): 14.1/2" (370mm)
- D) DISTANCE BETWEEN SEAT BACK & WALL: 1.1/2" (38mm)
- E) SPACE REQUIRED AT FOOT OF STAIRS: 20.3/4" (530mm)
- F) FLOOR TO FOOTREST HEIGHT: 3.1/2" (90mm)
- G) SEAT WIDTH (between arms): 17" (430mm)
- H) DISTANCE BETWEEN TOP OF SEAT BACK & SEAT CUSHION: 13.1/2" (340mm)
- J) DISTANCE BETWEEN TOP OF ARMREST & SEAT CUSHION: 8" (205mm)
- K) DISTANCE BETWEEN SEAT CUSHION & FOOTREST: 18.1/2" (470mm)
- L) OVERHANG: 8" (205mm)
- M) FOLDED MEASUREMENT: 13" (330mm)